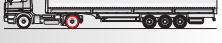


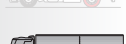



MS817M




Einsatz Spezialprofil für die Erneuerung von LKW Reifen im harten Wintereinsatz. Die Feinprofilierung in Kombination mit der Möglichkeit zur Einbringung von Spikes garantiert optimale Traktion bei allen winterlichen Verhältnissen. (M+S Kennzeichnung)

Characteristics A true pattern for winter and truck operations. Optimised for safe traction on wet and dry roads and in mud and snow, thanks to tread sipes and possibility to spike the tread (pattern is studable). (incl. indication M+S)

Características Perfil para condiciones invernales severas especial para neumáticos de camiones. Los finos cortes antideslizantes combinados con la posibilidad de aplicar clavos garantizan una tracción óptima en todas condiciones invernales. (indicación barro y nieve = M+S)

Caratteristiche Disegno per uso invernale, adatto a camion. Assicura un'ottima trazione sia su strade bagnate che asciutte, così come su neve e fango, avendo la caratteristica di battistrada chiodabile. (indicazione fango e neve = M+S)

Propriétés Profil spécial pour camions. Les lamelles et la possibilité de clouter la bande garantissent une traction optimale dans les conditions hivernales les plus sévères. (indication neige-boue = M+S)



until stock depletion / fino ad esaurimento scorte / solange Vorrat reicht / hasta agotar existencias / jusqu'à épuisement des stocks



	mm	mm
	260	18,0
	270	18,0

★★★★☆	★★★★★	★★★★★	★★☆☆☆	★★☆☆☆	★★☆☆☆	★★☆☆☆